




PLATE EDGE BEVELLING MACHINE - KBM-18®



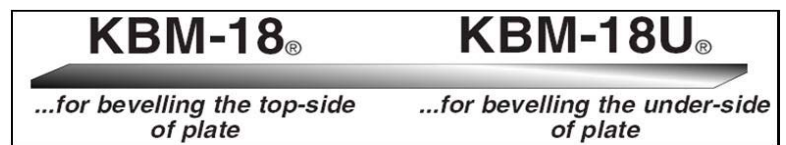
KBM-18-100

KBM-18® Plate Edge Bevellers - Portable - Self Propelled

These plate bevellers produce clean machined bevels with no thermal distortion on mild steel, stainless steel and aluminum plate from 1/4" (6.0 mm) to 1 1/2" (38.1 mm) thick. Thinner material can be bevelled. Please consult the factory for details. The KBM-18® automatically bevels the topside of the plate which results in a reduction of time and cost. Savings are further enhanced when the KBM-18U® underside plate beveller is used in applications where both sides of the material require bevelling.

Adjustable undercarriage for easy height adjustment. The KBM-18® can be purchased with an adjustable height, self-aligning, spring-loaded caster wheel assembly for self-propelled bevelling along any length of plate maintaining a uniform bevel and consistent root face. Undercarriage sold separate.

Angle Bevel Pins Enable Bevel Angle Adjustment ... KBM-18® units are supplied with angle bevel pins for 22 1/2°, 30°, 37 1/2°, 45° and 55° bevels. Pins for other bevel angles are available upon request.



Operates at 10 feet (3 meters) per minute

WITH ADJUSTABLE BEVELLING HEAD TO PRODUCE BEVEL ANGLES 22 1/2° THROUGH 55°






KBM-18-080

HYDRAULIC ADJUSTABLE UNDERCARRIAGE

For easy height adjustment KBM-18® units can be supplied with two types of undercarriage. Both are supplied with Gullco exclusive self-aligning caster wheel assemblies to maintaining a uniform bevel and consistent root face. Undercarriage sold separate



KBM-18-069

CASTER SPRING LOADED ADJUSTABLE UNDERCARRIAGE

Adjustable undercarriages come with Gullco's adjustable height self-aligning spring loaded caster wheel assemblies for self-propelled operation. Best suited for applications where constant machine height is required. The spring-loaded wheels help to eliminate imperfections in the ground to ensure a clean consistent bevel. Sold separate.

Maximum Bevel Width:	0.71" (18.00 mm) at standard 30° bevel angle on material with a tensile strength of 64,000 lb/in ² (45 Kg/mm ²)
Maximum Bevel Depth:	0.61" (15.6 mm) at standard 30° bevel angle on material with a tensile strength of 64,000 lb/in ² (45 Kg/mm ²)
Min. Plate Thickness:	1/4" (6.0mm) Thinner material can be bevelled, consult the factory for details
Max. Plate Thickness:	1 1/2" (38.1 mm)
Bevel Speed:	120 in. (304.8 cm) per minute*
Motor:	2HP, 3 Phase, available for 230, 460 and 575V~ at 60Hz and also 380 and 400/415V~ at 50Hz supply
Weight:	340 lbs. (154Kg.) including undercarriage assembly
Complies With:	C.S.A./N.R.T.L. (File # LR 35006-6) and C.E. Regulations

* top speed can vary depending on bevel depth, voltage and frequency fluctuation

KBM-18® comes complete with the following standard equipment:

- 1- KBM-18-X1C Deep Tooth Cutter (medium cut)
- 1- Set Bevel Angle Pins for 22 1/2°, 30°, 37 1/2°, 45° and 55°
- 1- Tool Kit

KBM-18U® UNDERSIDE BEVELLING

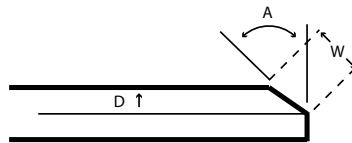
The KBM-18U® is perfect for beveling the underside of the plate without need for flipping the work piece over. Safety is increased as there is no need for constant maneuvering of heavy workloads. Production can further be increased with use of both models simultaneously.



ACCESORIES AVAILABLE:

- Gullco KBM-18-069 Adjustable Height Undercarriage
- KBM-18-X1C: Medium Tooth Cutter (smooth finish)
- KBM-18-X1H: High Tensile Cutter
- GBM-18 (Specify Degree Required): Angle Bevel Pins for angles other than those supplied as standard)
- GBM-18-0.5: Cutter Shims
- GBM-18-1.0: Cutter Shims

MAXIMUM RECOMMENDED BEVELLING CAPACITIES



BEVEL ANGLE	TENSILE STRENGTH					
	64,000 lbs/in ² (45 kg/mm ²)		71,000 lbs/in ² (50 kg/mm ²)		85,000 lbs/in ² (60 kg/mm ²)	
A	W	D	W	D	W	D
22 1/2°	0.71" (18 mm)	0.65" (16.6 mm)	0.63" (16 mm)	0.58" (14. mm)	0.55" (14 mm)	0.51" (13 mm)
30°	0.71" (18 mm)	0.61" (15.6 mm)	0.63" (16 mm)	0.55" (13.9 mm)	0.55" (13.9 mm)	0.48" (12.1 mm)
37 1/2°	0.67" (17 mm)	0.53" (13.5 mm)	0.59" (15 mm)	0.47" (11.9 mm)	0.51" (13 mm)	0.41" (10.3 mm)
45°	0.63" (16 mm)	0.45" (11.3 mm)	0.55" (13.9 mm)	0.39" (9.9 mm)	0.47" (12 mm)	0.33" (8.5 mm)
55°	0.59" (15 mm)	0.34" (8.6 mm)	0.51" (13 mm)	0.29" (7.5 mm)	0.43" (11 mm)	0.25" (6.3 mm)



KBM-18-000
KBM-18-069

KAT, KBM, MOGGY, KATBAK & SAM are registered trademarks of Gullco Enterprises Limited

SPECIFICATIONS ARE SUBJECT TO CHANGE WITHOUT NOTICE

Distributed by:

www.westermans.com
welding@westermans.com

GULLCO

GULLCO INTERNATIONAL LIMITED - CANADA
Phone: 905-953-4140 Fax: 905-953-4138 e-mail: sales@gullco.com

GULLCO INTERNATIONAL INC. - U.S.A
Phone: 440-439-8333 Fax: 440-439-3634 e-mail: ussales@gullco.com

GULLCO INTERNATIONAL (U.K.) LIMITED- EUROPE
Phone: +44 1257-253579 Fax: +44 1257-254629 e-mail: sales@gullco.co.uk

GULLCO INTERNATIONAL PTY LIMITED - AUSTRALIA
Phone: 61 (0)7 3348 5515 Fax: 61 (0)7 3348 5510 e-mail: ausales@gullco.com

GULLCO INTERNATIONAL INDIA PVT LIMITED - INDIA
Phone: 91-20-65260382 Fax: 91-20-26836656 e-mail: india.io@gullco.com

GULLCO INTERNATIONAL SHANGHAI LIMITED- CHINA
Phone: +8621-50460341 Fax: +8621-50463554 e-mail: gsuntech@sh163.net

GULLCO INTERNATIONAL LIMITED- LATIN AMERICA
Phone: 55-11-9485-1336 e-mail: rogerio.macedo@gullco.com

STUCH GMBH & Co. KG SCHWEISSTECHNIK - GERMANY
Phone: (02 03) 72 94 95 Fax: (02 03) 72 94 96 e-mail: info@stuch-schweisstechnik.de